


ROOFING SYSTEM

ONDULINE®
RIDGE A100

ONDULINE®
VERGE D100



ONDULINE®
FOAM FILLER

ONDULINE®
UNIVERSAL
SCREW

ONDULINE®
MONOBLOC
NAIL

Minimum 15 fixings per sheet

COMPATIBLE

ONDULINE
EASYFIX®
COMPACT

ONDULINE®
PC 142

COMPLEMENTARY ACCESSORIES

ONDUTISS® AIR

ONDULINE® EAVES
VENTILATOR STRIP



Fully compliant
with regulations



Norm EN 534

Made of 50%
recycled content



See FCCES
VAR. 1016

Made in Europe



**Onduline Building
Products Ltd**
150 Minores | Aldgate
London | EC3N 1LS
onduline.co.uk



Onduline
French joint stock company
share capital of €11,323,485.05
RCS Nanterre 552 088 361



8306.054 - V2 30424 - Not contractually binding. All information given is for illustrative purposes only and may be modified without notice.



Onduline reserves the right to amend product specifications without prior notice. Product thicknesses shown in this document should not be taken as being available ex-stock and reference should be made to the current Onduline price-list or advice sought from Onduline Customer Service Department. The information, technical details and fixing instructions etc. included in this literature are given in good faith and apply to uses described. Recommendations for use should be verified for suitability and compliance with actual requirements, specifications and any applicable laws and regulations. For other applications or conditions of use, Onduline offers a Technical Advisory Service, the advice of which should be sought for uses of Onduline products that are not specifically described herein. To ensure you are viewing the most recent and accurate product information, please scan the QR code directly above.

Onduline®
Lightweight roofing systems



Made
by me!

**ONDULINE
EASYFIX®**

INTUITIVE COVERING SHEET.
EASY & FUN TO FIX.



Onduline®
Lightweight roofing systems

ONDULINE EASYFIX®



Let our
solutions
inspire you!

The **ONDULINE EASYFIX®** sheets are light, easy to install and can be used on the garden annexes, carport, small wooden buildings, gazebos etc.

Onduline® material does not contain any asbestos, and never had. Onduline® material does not contain any metal, it will never rust!

ONDULINE EASYFIX®



ONDULINE EASYFIX® represents the ideal solution for all people who want a roofing material really easy to install and aesthetically pleasant.

Thanks to its design and appealing bright colours, ONDULINE EASYFIX® covers in a very nice way your garden shed, wood shelter, carport, small wooden building, garage, playhouse or gazebos.



Easy to install



Lightweight
Only 2,8 kg / m²



Overlapping lines



Sealsmart Technology



50% recycled content⁽¹⁾

Onduline 10 years warranty for waterproofing is valid if the product has been installed with Onduline recommended accessories (Ridge, Verge, Fasteners) and in full compliance with installation recommendations (more on onduline.com).

(1) ICC-ES VAR Environmental Report VAR-1016 - independent third party official report

A LARGE CHOICE OF COLOURS

I INTENSE COLOURS



I MATTE COLOURS



TECHNICAL CHARACTERISTICS

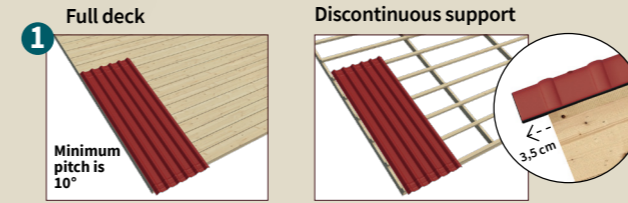
LENGTH	2,00 m [-0.4 ; +2 cm]
WIDTH	0,82 m [± 1.5 cm]
SURFACE	1,64 m ²
THICKNESS	2,60 mm [-10 % ; +10 %]
CORRUGATION HEIGHT	38 mm [± 2 mm]
WEIGHT	4,5 kg [± 0.2 kg]
WEIGHT PER m ²	2,7 kg / m ² [-10 % ; +10 %]
NORM	EN 534:2006+A1:2010 Category S



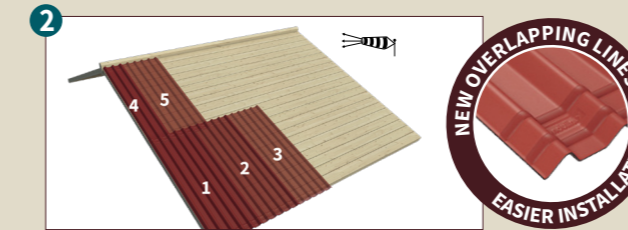
Made by me!

Be proud of the work done!

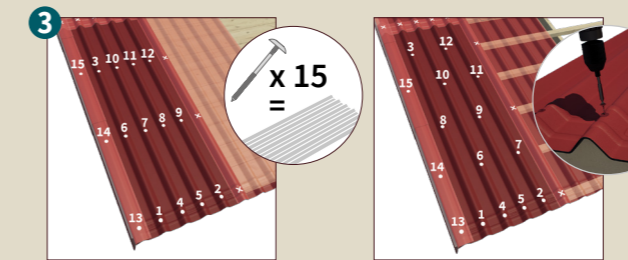
INSTALLATION IN FEW AND EASY STEPS



Start laying sheets over the gutter with 3,5 cm overhang maximum. Installation could be realized either on full deck (recommended) or on discontinuous support (every 37 cm).



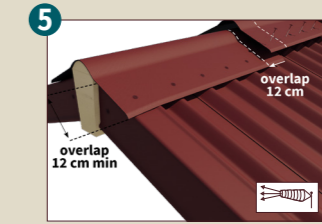
Lay sheets in the opposite direction to the prevailing winds. Stagger the rows, by starting the second row with a half sheet. Ensure easily the waterproofing by aligning the two overlapping lines.



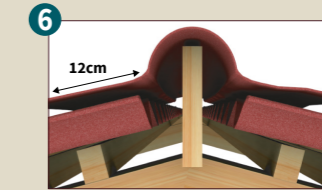
15 fixings minimum should be used per sheet. The fixing, always set in the top of corrugations, should be done in the right order and in between the two overlapping lines. Wait to fix the last corrugation until you overlap it with the verge element or the next sheet.



The aesthetics and wind uplift protection can be optimized by using the verge element accessory, which is fixed first on the sidewall, then as well on the top of the corrugation.




Cover the ridge with the standard ridge and fix it on each side of the roof, on top of each corrugation. The direction of the overlap is opposite to the direction of the prevailing winds.

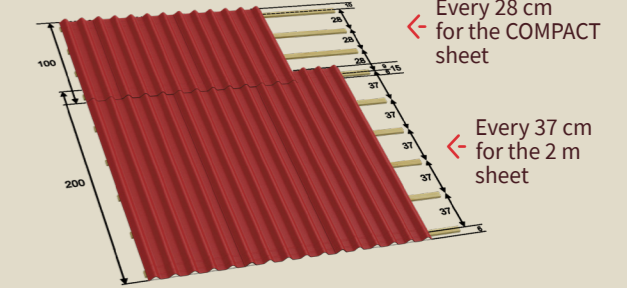


Use a ridge batten to support the Onduline ridge piece as shown. The ridge element has to overlap the ONDULINE® sheet min. 12 cm.

Optimise installation & avoid waste combining ONDULINE EASYFIX® COMPACT (1 m) with ONDULINE EASYFIX® (2 m).



Installation on full deck is also highly recommended.



On discontinuous support, carefully watch the purlin spacing for optimized durability of the roof.

How to cut and trim your product?



You can easily cut the sheets with roofers cutter, or with hand or mechanical saw.

FOR MORE INFORMATION



Watch the installation video!