




ONDULINE EASYLINE®

LEISURE HOUSING

Made by me!



GARDEN SHED

ONDULINE EASYLINE®

Made by me!



Before



After

ONDULINE EASYLINE®




TOOL SHELTER




PLAYGROUND

8303205A - 12/2018 - Not contractually binding. All information given is for illustrative purposes only and may be modified without notice.



**EASY TO CARRY,
EASY TO HANDLE,
EASY TO INSTALL.**



More than 50% of our material made with recycled content



Fully compliant with regulations

Sustainable product & production because we care about environment!

ONDULINE EASYLINE® is a flexible and handy material, suitable to ensure an easy and longlasting solution for your roof.

Onduline® material does not contain any asbestos, and never had. Onduline® material does not contain any metal, it will never rust!



Easy to install



Onduline® Sealsmart™



Watertight



Lightweight



Eco-responsible

ONDULINE BUILDING PRODUCTS LTD
Dawson House, 5 Jewry Street
London, EC3N 2EX
onduline.co.uk



Onduline French joint stock company
share capital of €11,323,485.05
RCS Nanterre 552 088 361

Onduline®
Lightweight roofing systems


Onduline®
Lightweight roofing systems

Made by me!

ONDULINE EASYLINE®

The small roofing sheets; perfectly adopted to all canopy roofs. A child's play to transport, handle and install!


Choice of colors



Intense Anthracite Grey Intense Red Intense Grey Intense Black

Technical characteristics

Length	100 cm
Width	76 cm
Thickness	2,6 mm
Corrugation height	38 mm
Weight per sheet	2,5 kg
Surface	0,76 m ²
Carbon footprint	4 kg eq CO ₂ /m ²



Onduline 10 years warranty for waterproofing, valid if the product has been installed with Onduline recommended accessories (Ridge, Verge, Fasteners) and in full compliance with installation recommendations (more on onduline.com).

Installation in few and easy steps

1 Laying in staggered rows avoids the superposition of 4 sheet thicknesses at overlap points. Always start your first row below the gutter, leaving maximum 7 cm overhang. Begin the second row with half an ONDULINE EASYLINE® sheet (cut lengthwise) and carry on with complete sheets.

2 Sheets must be fixed onto each of their supporting battens. Every corrugation should be nailed at eaves, overlaps and ridges. Every second corrugation has to be fixed at the intermediate purlins. The fixing at the intermediate purlins has to be staggered.

3 The ridge element has to overlap the ONDULINE EASYLINE® sheet min 12 cm.

The ridge elements are fixed in opposite direction to the prevailing winds.

Maintain regularly your roof for a better durability: remove vegetation and leaf debris, take care of evacuations, accessories and structure, and maintain continuous ventilation.

4 Roof support
Battens rules. The roof pitch and occasional load (especially wind and snow) determine the distance between the battens. **The maximum distance is in any case 43 cm.**

Roof pitches	>9 %	>27 %
--------------	------	-------

Maximum battens distance

Boarding only (Recommended)	26,7 cm
------------------------------------	---------

Minimum end overlap

30 cm	20 cm
-------	-------

Minimum side overlap

2 corrugations	1 corrugation
----------------	---------------

Effective sheet coverage	0,47 m ²	0,53 m ²
---------------------------------	---------------------	---------------------

CALCULATE THE PITCH OF YOUR ROOF

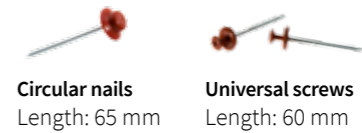

$$\text{Pitch (\%)} = \frac{h}{b} \times 100$$

Minimum pitch required: 9%



Watch the video!

Accessories



Minimum 15 fasteners/m²

Made by me!

How to cut and trim your product?

You can easily cut the sheets with roofers cutter, or with hand or mechanical saw.

